



Application Release Notes

Application Version: 2.5

Release Date: November 18, 2015

Scan this code to
download the latest
version of this document



INTRODUCTION

The CyberStore for SYSPRO software is a robust web application for companies using SYSPRO ERP to power their businesses who wish to provide a powerful, real-time integrated shopping cart experience to their customers.

This document provides a feature overview of CyberStore releases. It is organized by release iteration. Each release iteration is denoted by a unique application version number. This document begins with the version 2.5 release. For previous version history, contact Dovetail.

Releases are organized with the most recent iterations at the beginning of the document. Each release section includes details by feature number, a release ticket. A ticket is a grouping of functional requirements provided as a single released item. The ticket number is tracked internally in the developer's systems and allows visibility along the development lifecycle.

Feedback or questions about this document can be sent via email to developmentmanager@CyberStoreForSYSPRO.com.

This document is copyrighted by Dovetail Internet Technologies, LLC., the developers of CyberStore for SYSPRO (www.CyberStoreForSYSPRO.com).

The name SYSPRO and other information contained in this document and the application are used with the permission of SYSPRO Impact Software, Inc. (www.syspro.com)

LIST OF CONTENTS

2.5 Release Date: November 18, 2015	4
Updated Documentation.....	4
New Features.....	4
#5933 Item Detail Image Zoom with Support for Multiple Images	4
#5463 Updated Documentation	6
#5459 Convert SYSPRO Order Status Functionality	6
#5403 Content Editor Improvements	7
#5381 Freight Calculation Improvements	8
#5370 Quick Order Entry Improvements	9
#5364 System Performance Improvements	10
#5363 Front End Experience Improvements	11
#5362 General Console Improvements	11
#5361 Updated Default Data	12
#5356 Item and Characteristic Value Import Functions in Console	12
#4942 CyberStore Performance Optimization	14
#4855 CyberStore Connect Integration with novo CMS	14
#4828 Multi-Site Module	14
#4817 Account and Customer Item Lists	15
#4812 Shopping Cart Punch Out Module for B2B Interchange	17
#4792 Additional Item Types: Models and SKUs	17
#4642 Additional API Operations with CyberStore Connect	17
#4624 CyberStore Oasis Subscription Options	18
#4546 Search Engine Optimization	18
#4503 SYSPRO 7 Compatibility	18
#4484 Enhanced Pricing Display with Support for Additional SYSPRO Price Configurations	19
#4403 Web Only Pricing Discounts	19
#4387 CyberStore Sales Analytics Dashboard in Console	20
#4386 Responsive Theme Templates	20
#4248 Items in Multiple Categories	20
#4055 Item Hot Spot Module	20

Updated Documentation

The following application documentation files have been updated in this release.

→ [CyberStore for SYSPRO - CyberStore Connect Developer's Guide.pdf](#)

New Features

#5933 Item Detail Image Zoom with Support for Multiple Images

CyberStore Items have been extended to allow for two featured photos as before, but also to have unlimited detail item photos that can automatically be set to provide a zoom feature for each item detail photo.

Catlike Leaf Helmet

HELMET

Safety Helmet - Large

PRODUCT SELECTOR

REFRESH



Item detail photos can be uploaded via the Item Maintenance grid's Item Photos Edit column or directly copied to the server via FTP into the appropriate item photo folder located in

/Site/Images/item-detail/STOCKCODE where STOCKCODE is the value of the item's stock code.

General Photos SEO Pricing Options Links Messages Related Items Accessories Characteristics

Featured Photos

Photo 1 (Recommended under 75K)

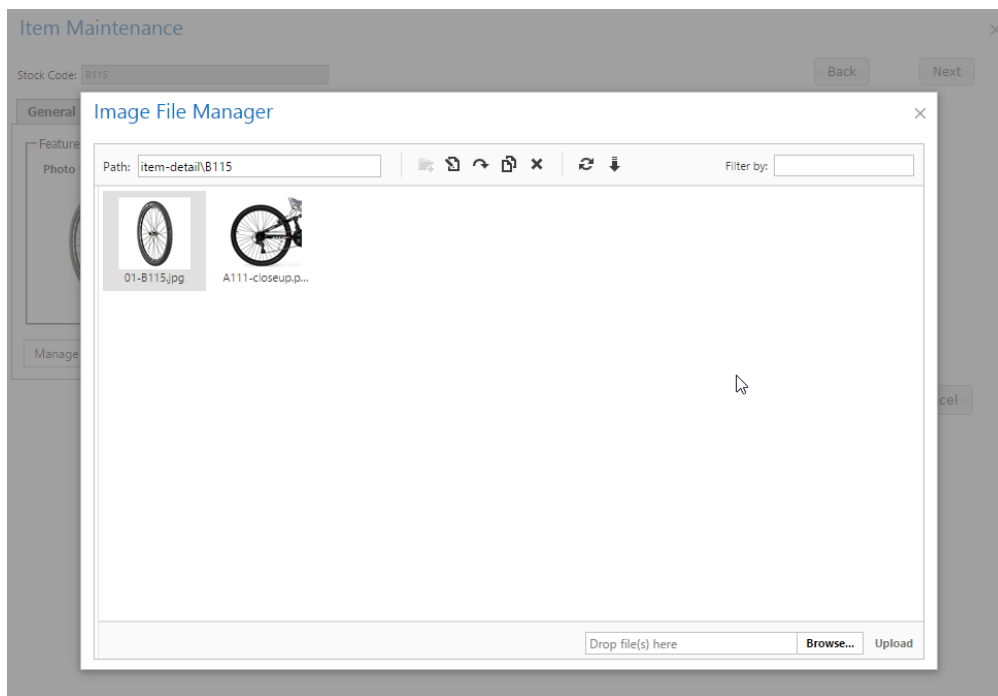
Filename: /Ecommerce/site/images/Photo1/B115.jpg
Type: JPG
Size: 16k
Dimensions: 300px by 300px

Photo 2 (Recommended under 75K)

Filename: /Ecommerce/site/images/Photo2/B115.jpg
Type: JPG
Size: 16k
Dimensions: 300px by 300px

Upload Remove Browse...

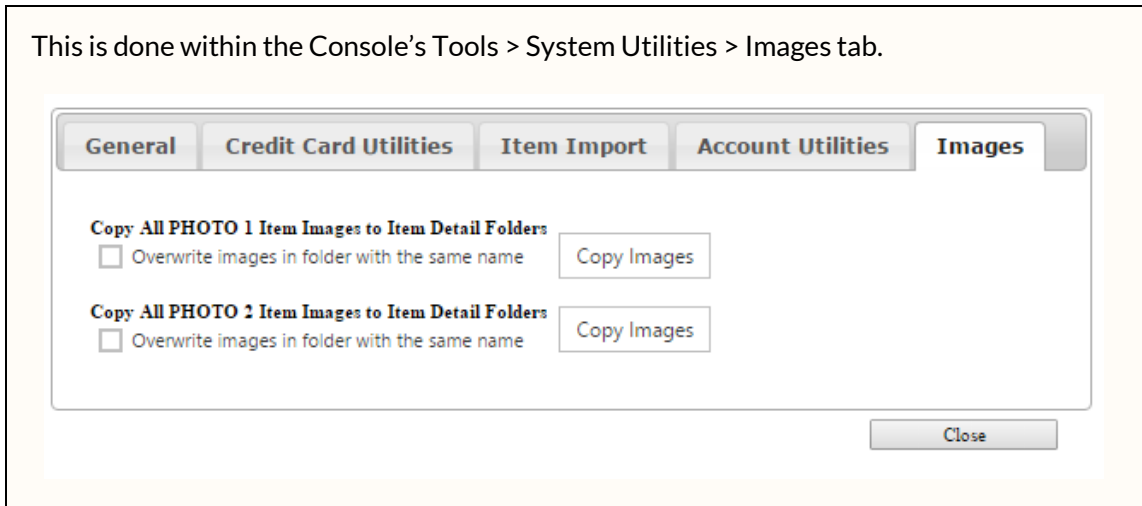
Manage Item Detail Photos



When the *CatalogItemImageControl* has its *EnableZoom* property set to **true**, the control will automatically provide the zoom user interface by searching in the item-detail/STOCKCODE folder and including all images found, or by falling back to the photo specified in the *UsePhoto* property (**Photo1** or **Photo2**).

When no photo is found, the control will fall back to the image specified in the control's *PhotoNotFoundImageUrl* property.

Upgrade Note: After upgrading, you can automate the creation of your item-detail photo folders and copy all the existing Photo1 or Photo2 images to them.



#5463 Updated Documentation

Documentation updates include content and branding updates for this release. Updates can be found on the *CyberStoreForSYSPRO.com* website.

#5459 Convert SYSPRO Order Status Functionality

This new feature allows site visitors who are allowed to review orders to convert Forward Status orders to another order status when reviewing orders in their Order History review. Doing so not only converts the order but also sends an email alert as setup in the Email Manager.

This feature also includes the ability to set your own terms for each available order type in SYSPRO using language suited for your customer's review. These terms will be then used when looking up orders.

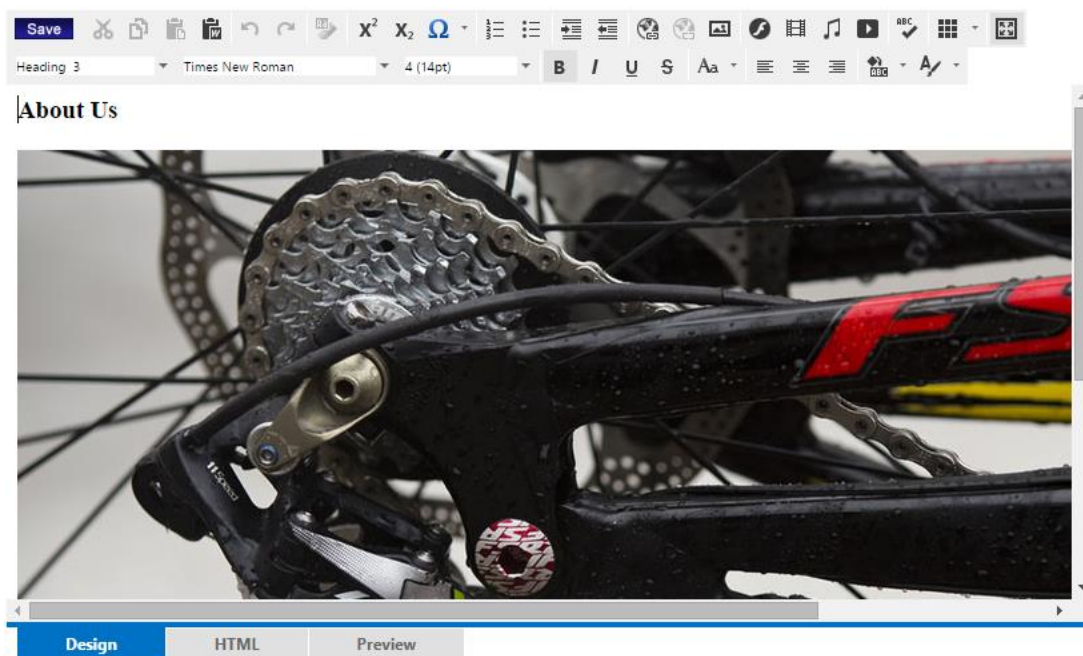
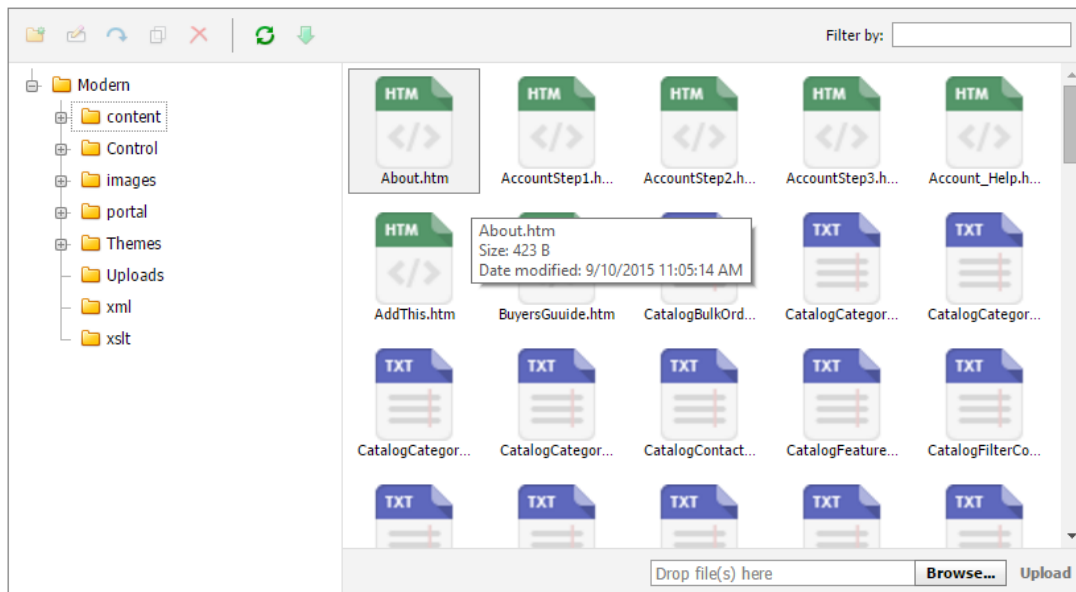
Settings for this feature can be found in the Site Manager found in the Management Console's Setup menu under the Order Integration options.

Site Configuration	Catalog Configuration	Order Integration														
<div> <div> General Credit Card Options Checkout Options Order Status Options Settings Order Alerts </div> <div> <h3>Order Review Status Labels</h3> <table> <tr> <td>Order Status 0 Display Text: <input type="text" value="In Process"/></td> <td>Order Status 1 Display Text: <input type="text" value="Pending..."/></td> </tr> <tr> <td>Order Status 2 Display Text: <input type="text" value="Open Back Order"/></td> <td>Order Status 3 Display Text: <input type="text" value="Released Back Order"/></td> </tr> <tr> <td>Order Status 4 Display Text: <input type="text" value="In Warehouse"/></td> <td>Order Status 8 Display Text: <input type="text" value="Ready to Invoice"/></td> </tr> <tr> <td>Order Status 9 Display Text: <input type="text" value="Complete"/></td> <td>Order Status * Display Text: <input type="text" value="Cancelled"/></td> </tr> <tr> <td>Order Status \ Display Text: <input type="text" value="Cancelled"/></td> <td>Order Status s Display Text: <input type="text" value="On Hold"/></td> </tr> <tr> <td>Order Status p Display Text: <input type="text" value="Ready to Print"/></td> <td>Order Status f Display Text: <input type="text" value="Forward Order"/></td> </tr> <tr> <td colspan="2">Order Status Unknown Display Text: <input type="text" value="Status Unknown"/></td> </tr> </table> </div> </div>			Order Status 0 Display Text: <input type="text" value="In Process"/>	Order Status 1 Display Text: <input type="text" value="Pending..."/>	Order Status 2 Display Text: <input type="text" value="Open Back Order"/>	Order Status 3 Display Text: <input type="text" value="Released Back Order"/>	Order Status 4 Display Text: <input type="text" value="In Warehouse"/>	Order Status 8 Display Text: <input type="text" value="Ready to Invoice"/>	Order Status 9 Display Text: <input type="text" value="Complete"/>	Order Status * Display Text: <input type="text" value="Cancelled"/>	Order Status \ Display Text: <input type="text" value="Cancelled"/>	Order Status s Display Text: <input type="text" value="On Hold"/>	Order Status p Display Text: <input type="text" value="Ready to Print"/>	Order Status f Display Text: <input type="text" value="Forward Order"/>	Order Status Unknown Display Text: <input type="text" value="Status Unknown"/>	
Order Status 0 Display Text: <input type="text" value="In Process"/>	Order Status 1 Display Text: <input type="text" value="Pending..."/>															
Order Status 2 Display Text: <input type="text" value="Open Back Order"/>	Order Status 3 Display Text: <input type="text" value="Released Back Order"/>															
Order Status 4 Display Text: <input type="text" value="In Warehouse"/>	Order Status 8 Display Text: <input type="text" value="Ready to Invoice"/>															
Order Status 9 Display Text: <input type="text" value="Complete"/>	Order Status * Display Text: <input type="text" value="Cancelled"/>															
Order Status \ Display Text: <input type="text" value="Cancelled"/>	Order Status s Display Text: <input type="text" value="On Hold"/>															
Order Status p Display Text: <input type="text" value="Ready to Print"/>	Order Status f Display Text: <input type="text" value="Forward Order"/>															
Order Status Unknown Display Text: <input type="text" value="Status Unknown"/>																

#5403 Content Editor Improvements

The CyberStore content editor has been improved in many ways in this release. Improvements include:

- ➔ support for HTML5
- ➔ updating the file manager interface to fill the screen
- ➔ new file type icons
- ➔ drag and drop and multiple file uploads
- ➔ full access to the entire Site directory path
- ➔ real-time image previews
- ➔ an advanced HTML mode intelligent editor mode
- ➔ file editor features for including media and videos



#5381 Freight Calculation Improvements

Provides additional capabilities for adjusting returned freight charges when using a shipping provider such as UPS. This feature allows you to set rules that either reduce returned rates by a dollar or percent discount, or add a premium as dollar or percentage. A secondary discount or premium can also be added via a calculation matrix based on the order's value, weight (mass) or volume.

General

Instruction Code

U2

Instruction Code Description

UPS - Overnight

Calculation Type

Provider

Carrier Code

UPS - Integrated

Carrier Method Name

NextDayAir

☒ Adjust Carrier's Shipping Rates

Adjustment Type:

Discount

Value Type:

Percentage

Amount:

6

☒ Use Secondary Adjustment Matrix

Calc Basis

Mass

	Calculation Value	Type	Shipping Cost	
<div>Add</div> <div>No data to display</div>				

#5370 Quick Order Entry Improvements

The CyberStore Quick Order Entry feature has been enhanced in several ways intended to add further value and motivation for your site visitors.

The new features include:

- ➔ Automatic search for stock code and name – when a user types four characters, the system will search both the stock code and name fields of all available items for a match and show results to the user allowing for a click to select feature.
- ➔ Integrated On Hand Quantity lookup – when enabled, the quick order entry will return available on hand quantity along with pricing. Note that on hand quantity utilizes the On Hand Quantity Basis as defined in the Site Manager > Catalog Configuration > Quantity Settings option.
- ➔ Real time Add to Cart – All lines added in Quick Order Entry are automatically added to the cart, in fact Quick Order Entry loads the entire cart into the list of lines.
- ➔ Unlimited Lines – site visitors can add lines to any amount (the default number of rows is set by the *Rows* property of the *CatalogItemQuickOrderEntry* control).
- ➔ Extended Line and Order Totals – Lines are totaled based on quantity desired, and a running subtotal is also displayed.

ADD TO CART

Line Total:

\$3,442.00

	Stock Code		Qty	Price	Total Price
Del	A120 - 15 Speed Racing Bike Boys	3138 In Stock	<input type="text" value="3"/>	\$880.00	\$2,640.00
Del	A100 - 15 Speed Mountain Bike Boys	28645 In Stock	<input type="text" value="1"/>	\$550.00	\$550.00
Del	SER200 - Bicycle Child Seat	Out of Stock	<input type="text" value="3"/>	\$184.00	\$552.00

Stock Code	Name
A301	Bicycle Helmet Large
A202	Bicycle Speed/Odometer
A201	Bicycle Chain and Lock
B1209	Bicycle Stem
B1212	Bicycle Brake Assembly
B1215	Small Flange Bicycle Wheel
B1218	Steel Rim Bicycle
B100	Bicycle
A302	Bicycle Helmet Large - Red
A303	Bicycle Helmet Large - White

ADD

CANCEL ORDER

#5364 System Performance Improvements

This release includes many enhancements designed to improve user experience and system performance. These updates included changes to the system rendering engine, the integration layer with SYPSRO, the CyberStore data layer and the applications control architecture.

Specific system level improvements include:

- ➔ Check out process
- ➔ User controls
- ➔ Dynamic data layer
- ➔ Enhanced integration Verbose XML (VXML) logfile naming
- ➔ Event Log entry times to the hundredths of a second
- ➔ Centralizing processing of common system utilities
- ➔ Removal of support for SSL v3 in favor of TLS for UPS integration
- ➔ Application performance reporting tool
- ➔ Support for WIPJTP for custom WIP Job actions
- ➔ Removal of credit card number and CVV from log file output

- ➔ Improved handling of custom controls and custom control errors during page rendering

#5363 Front End Experience Improvements

Major efforts in this release were put towards adding new and improved user experiences to the front end experience enjoyed by site visitors.

This item specifically includes the following improvements:

- ➔ New Drop Down display type for CatalogCategoryNavigationControl
- ➔ Quick View pop up feature for category listings
- ➔ Improved error handling during checkout
- ➔ Updated requested ship date calendar
- ➔ Ability to add or edit SYSPRO custom form field data based on front end input
- ➔ Adding sort order to characteristics and characteristic list items
- ➔ Stock code direct search
- ➔ Additional display properties for the CatalogItem2xListingControl
- ➔ URL Characteristic link drop down quick link control
- ➔ New CatalogItemListingGroupByCategoryControl
- ➔ New Bootstrap enabled CatalogCategoryMenuControl
- ➔ New Characteristic Family Tab control

#5362 General Console Improvements

Much like the front end improvements, the CyberStore Management Console has also undergone considerable updates.



Console improvements include:

- ➔ Rebranded Management Console
- ➔ Updated Console Menu
- ➔ Updated Console User and Group Management screens
- ➔ Security setting to allow for masking or showing credit cards in order maintenance
- ➔ Addition of application version number to logged events
- ➔ Moving SYSPRO Configuration to main Console Menu
- ➔ Automatic refresh of operator in SYSPRO Configuration
- ➔ Renaming of Common Util to System Utilities and move to Tools menu
- ➔ Adding of advanced source editor mode on all HTML editors
- ➔ Make use of CSV format obsolete in favor of native Excel files with item import
- ➔ Moving advanced Item Edit tabs to direct grid access

#5361 Updated Default Data

This item includes updates to the system default zip code data and now includes US and Canadian data

#5356 Item and Characteristic Value Import Functions in Console

To make implementing your store even easier, this feature includes two Console based import functions. Site managers can now import items into categories directly from the Category Maintenance screen.

Item Category: Mountain Bikes

Back Next

General Category Photo **Items** Restrictions Discounts Characteristics SEO

Stock Code	Name
A100	15 Speed Mountain Bike Boys
A101	15 Speed Mountain Bike Girls
A103	15 Speed Mountain Bike Men
A102	15 Speed Mountain Bike Ladies
A110	18 Speed Mountain Bike Boys
A111	18 Speed Mountain Bike Girls
A112	18 Speed Mountain Bike Ladies
A113	18 Speed Mountain Bike Men

Top Up Down Bottom

Import Items

Save Cancel

#4942 CyberStore Performance Optimization

Many aspects of the CyberStore processing layer was updated during this release to provide improved performance and optimize site page rendering.

Specific updates include:

- ➔ Removal of redundant SYSPRO calls when accessing multiple ship-to addresses
- ➔ Removal of unnecessary SYSPRO queries when retrieving item pricing
- ➔ Improved pricing control processing performance
- ➔ Optimization of the DataDisplayControl for category listings
- ➔ Introduction of additional SYSPRO query caching
- ➔ Speeding up Item Maintenance editing by moving features to the grid
- ➔ Introduction of listing options that prevent the need for pricing
- ➔ Additional caching of catalog resources at a page level
- ➔ View List filtering query optimizations

#4855 CyberStore Connect Integration with novo CMS

For sites also utilizing Dovetail's novo Content Management System, this item includes various integration components to provide for a more seamless integration.

These integrations include:

- ➔ New NovoLiteratureRackControl to provide listings of novo Literature Rack items
- ➔ New NovoSearchControl allowing for the inclusion of novo search results on CyberStore search result pages
- ➔ System Utility for synchronizing CyberStore and novo users and CyberStore customer classes with novo groups.

#4828 Multi-Site Module

The new Multi-Site Module allows site managers to manage multiple, independent web sites within a single installed instance of CyberStore.

Note: Additional licensing is required for the Multi-Site Module, please contact Dovetail, your Authorized SYSPRO Reseller, or SYSPRO for more details.

#4817 Account and Customer Item Lists

Item Lists custom lists of items that can be used by front end site users when logged into the CyberStore site. Items in Item Lists are not bound by any specific category but are specific to a linked Account or Customer. They can be thought of as lists that are curated based on individual user or customer-wide preferences.

There are two types of Item lists, each type provides a different scope of availability and management – Account Lists and Customer Lists.

CyberStore site visitors have the ability to use Item Lists to create self-curated lists of items. Whether used as favorite items, hot lists, or other such lists, users can take full advantage of Item Lists.

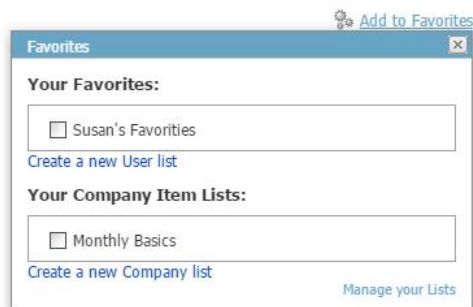
The Account Item List features described in this topic are only available to users with Accounts when they are logged in to a CyberStore Site.

When logged in users can do the following with Item Lists when on an Item Detail page.

- ➔ See if an item is in any Account or Customer Item List or not
- ➔ Add any item to any list that they have the ability to modify
- ➔ Remove items from lists that they have the ability to modify
- ➔ Create new lists

Drive Train >> Radially Spoked Front Wheel

B114



Item Lists can also be managed in the CyberStore Management Console by site administrators who can either create, modify or review lists created for and by site visitors.

Account Maintenance

Email: sbrown@bikesblades.com

BackNext

GeneralB2C BillingB2C ShippingB2B CustomerEmailCharacteristicsSettingsItem Lists

	Name	List Items	
<div>Edit</div>	Susan's Favorites	<div>View</div>	<div>Delete</div>

* Required

SaveCancel

List Items

To add new Items to your List, type or paste their Stock Codes in the box above with one per line.

Add Items

	Stock Code	Name
<div>Remove</div>	A100	15 Speed Mountain Bike Boys
<div>Remove</div>	A120	15 Speed Racing Bike Boys
<div>Remove</div>	B114	Radially Spoked Front Wheel
<div>Remove</div>	SER200	Bicycle Child Seat

#4812 Shopping Cart Punch Out Module for B2B Interchange

The Punch Out module allows you to configure B2B Interchange capabilities within the CyberStore shopping cart. Site managers can create XSLT transformations allowing the shopping cart to be downloaded to required formats for consumption by third party order systems.

Note: Additional licensing is required for the Punch Out Module, please contact Dovetail, your Authorized SYSPRO Reseller, or SYSPRO for more details.

#4792 Additional Item Types: Models and SKUs

CyberStore Items can now be configured as one of three Item Types – stock codes, models or SKUs. Stock codes refer to items that are sold individually without relationship to other items. Models are Items that serve as a mechanism to group similar stock codes together as SKUs yet display them together under a model. SKUs are Items that are grouped together within a model.

Once defined, models can then provide users with selection criteria for ultimately choosing which item they wish to add to their cart and purchase.

Implementation Note: For more information about how using models and SKUs may help your store experience, please contact Dovetail for assistance.

#4642 Additional API Operations with CyberStore Connect

First released in the 2.3 release cycle, CyberStore Connect is a CyberStore API that allows for secure access to key areas of CyberStore's business logic. Initial releases of CyberStore Connect allowed for the retrieval of user information to facilitate a single-sign-on from third party websites.

In this version, additional operations have been added. These include:

- ➔ Extended profile information
- ➔ Item operations
- ➔ Price operations
- ➔ Shopping cart operations

Implementation Note: For specific details about the new CyberStore Connect Operations, please consult the *CyberStore for SYSPRO – CyberStore Connect Developer's Reference Guide* found in the /documentation folder of your server installation following your upgrade. .

#4624 CyberStore Oasis Subscription Options

CyberStore Oasis is the subscription option for CyberStore where all hosting, e.net requirements and software application fees are combined into an affordable monthly package offering.

Note: For more information about CyberStore Oasis options, please contact Dovetail, your Authorized SYSPRO Reseller, or SYSPRO for more details.

#4546 Search Engine Optimization

Considerable energy was put into this release cycle to allow for CyberStore web pages to be favorably indexed by search engines in an optimal manner.

The following features are included in this item:

- ➔ Human readable catalog URLs – All category and item pages are now displayed using human readable, and search engine friendly, keyword-rich page address while maintaining backwards compatibility to the older query string based format.
- ➔ Ability to set page titles and title patterns in SitePages.config
- ➔ Ability to manage SEO titles, META keywords and META descriptions for categories and items in the Management Console.
- ➔ Integration of SEO friendly HTML tags.
- ➔ Access to site-level script editing for the HEAD area of the page layout

#4503 SYSPRO 7 Compatibility

In order to maintain its rich legacy as multi-version compatibility with SYSPRO, modifications to CyberStore were made to support the major changes to SYSPRO data structures in Version 7.

CyberStore officially supports SYSPRO 6.1 SP 2 and SYSPRO 7.

Note: For customer running versions of SYSPRO prior to SYSPRO 6.1 SP2, please contact Dovetail for possible compatibility.

#4484 Enhanced Pricing Display with Support for Additional SYSPRO Price Configurations

This version of CyberStore provides additional logic for extending SYSPRO compatibility with multiple pricing configurations including:

- Coded Pricing
- Coded Quantity Pricing
- Contract Pricing
- Contract Quantity Pricing
- Invoice Discount Pricing
- TPM Pricing (certain restrictions apply)

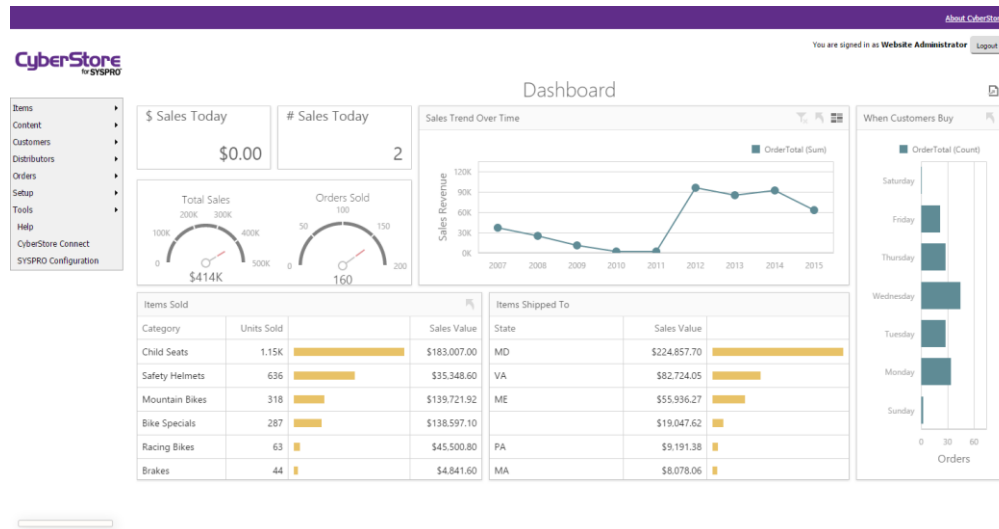
#4403 Web Only Pricing Discounts

Beyond extending support for multiple pricing methodologies in SYSPRO, CyberStore also now includes the ability to offer further incentives to visitors with item and category level web-only price discounts. Web only discounts can provide for reductions in pricing off of the returned SYSPRO price at either a dollar or percent based discount level.

Implementation Note: For more information about setup and use of CyberStore's web only pricing discounts, please contact Dovetail.

#4387 CyberStore Sales Analytics Dashboard in Console

The CyberStore Sales Analytics Dashboard provides a detailed reporting overview of how your web store is performing, sales-wise. It is available when logging into the CyberStore Management Console.



#4386 Responsive Theme Templates

CyberStore's original theme templates have been retired and replaced with a series of new theme templates that provide native support for responsive design. Responsive designs adapt to the layout of the screens and devices used by site visitors.

#4248 Items in Multiple Categories

There is no longer a requirement that items can only link to a single category. All CyberStore Items can now belong to one or many categories.

#4055 Item Hot Spot Module

Hot Spotting allows for the display of product diagrams where hot spots can be linked within the diagrams to specific parts.

Implementation Note: For more information about setup and use of CyberStore's hot spotting feature, please contact Dovetail.